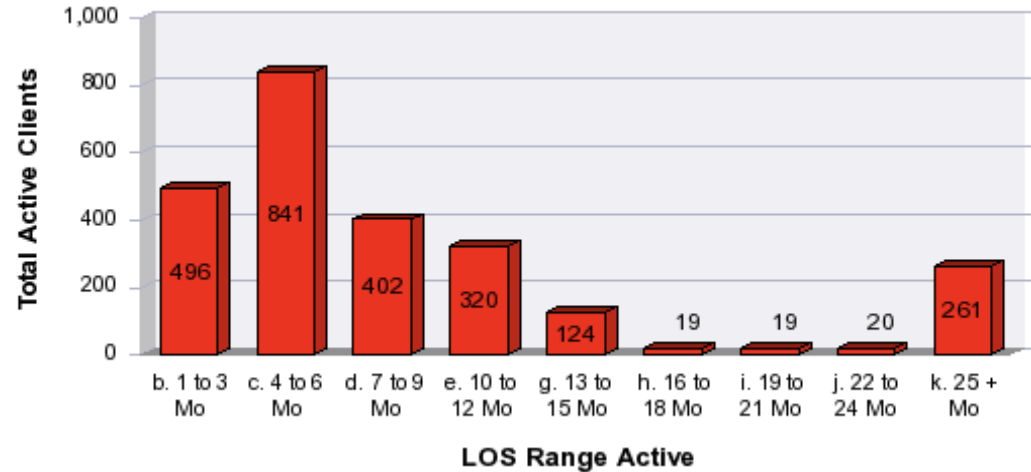


Length of Stay (LOS) for Active and Discharged Clients - Includes Adults and Children

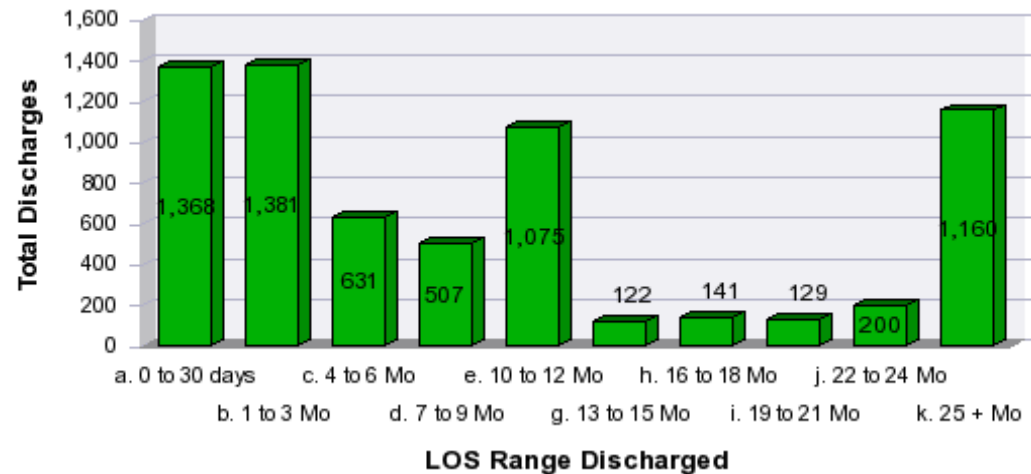
Tot w LOS >= 7mo	Percent w LOS >= 7 Mo
4,499	48.82%

Total Unique Clients:	8,031	Provider(s):	DCH PATH Provider Group(561)
Total Active Clients	2,502	Start Date:	10/1/2009 12:00:00 AM
Total Discharges:	6,714	End Date:	9/30/2010 12:00:00 AM
Avg LOS for Active Clients:	346.82	Total E/E Events	9,216
Avg LOS for Discharged Clients:	363.4		

Active Client LOS Range	Total Active Client	Percentage
b. 1 to 3 Mo	496	19.82%
c. 4 to 6 Mo	841	33.61%
d. 7 to 9 Mo	402	16.07%
e. 10 to 12 Mo	320	12.79%
g. 13 to 15 Mo	124	4.96%
h. 16 to 18 Mo	19	0.76%
i. 19 to 21 Mo	19	0.76%
j. 22 to 24 Mo	20	0.80%
k. 25 + Mo	261	10.43%
Sum:	2,502	



Discharged Client LOS R	Total Discharges	Percentage
a. 0 to 30 days	1,368	20.38%
b. 1 to 3 Mo	1,381	20.57%
c. 4 to 6 Mo	631	9.40%
d. 7 to 9 Mo	507	7.55%
e. 10 to 12 Mo	1,075	16.01%
g. 13 to 15 Mo	122	1.82%
h. 16 to 18 Mo	141	2.10%
i. 19 to 21 Mo	129	1.92%
j. 22 to 24 Mo	200	2.98%
k. 25 + Mo	1,160	17.28%
Sum:	6,714	



ADULTS ONLY - Length of Stay (LOS) for Active and Discharged Clients - By Client Characteristics

Total Adults Discharged:	3,646	Provider(s):	DCH PATH Provider Group(561)
Avg LOS for Discharged Adults:	269.76	Start Date:	10/1/2009 12:00:00 AM
		End Date:	9/30/2010 12:00:00 AM

Gender:	Total Discharges	Avg LOS for Discharged	
Female:	1,665	218	
Male:	2,374	305	
Age Ranges:	Total Discharges	Avg LOS for Discharged	
Ages 18 to 24:	283	210	
Ages 25 to 34:	577	211	
Ages 35 to 44:	1,028	274	
Ages 45 to 64:	2,166	290	
Ages 65 & Up:	53	328	
Primary Race(895)	Total Discharges	Avg LOS for Discharges:	
Black or African American (HUD)	2,821	309	
White (HUD)	1,088	180	
Homeless History:	Total Discharges	Avg LOS for Discharges:	
Chronically Homeless (HUD):	1,509	262	
First Time Homeless:	60	164	
1 or 2 Times Homeless:	53	190	
Extensive Homeless History:	65	187	
Employment:	Total Discharges:	Avg LOS for Discharges:	
Employed:	12	281	
Exit Destination:	Total Discharges:	Percentage	Avg LOS for Discharges
Other (HUD)	609	14.83%	499
Rental by client, no housing subsidy	1,342	32.68%	325
Emergency shelter	1	0.02%	266
Rental room/house/apartment	1	0.02%	252
Staying or living with family, partner	44	1.07%	250
Deceased (HUD)	3	0.07%	211
Rental by client, VASH Subsidy	48	1.17%	209
Don't Know (HUD)	1,156	28.15%	188
Permanent supportive housing	174	4.24%	180
Jail, prison or juvenile detention	21	0.51%	161
Rental by client, other (non-VASH)	139	3.38%	158
Emergency shelter, including hospital	195	4.75%	148

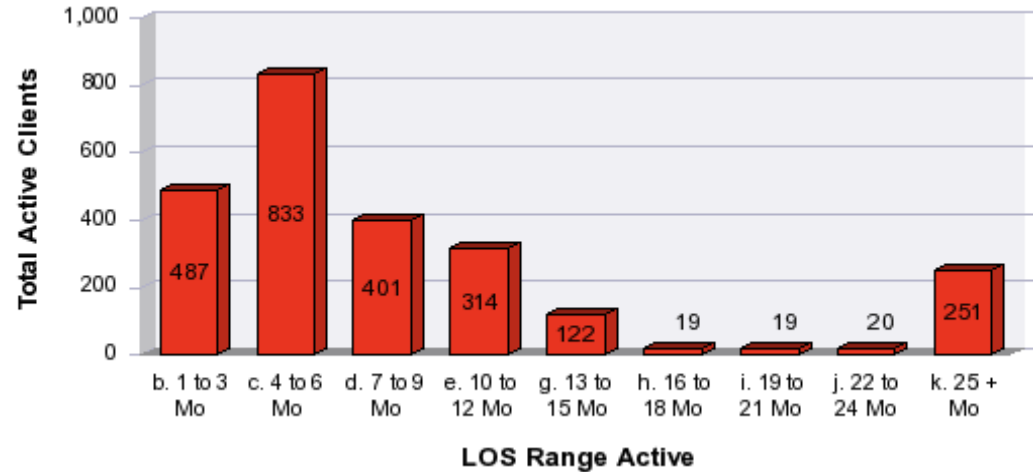
Exit Destination:	Total Discharges:	Percentage	Avg LOS for Discharges
Owned by client, with housing s	3	0.07%	145
Transitional housing for homele	96	2.34%	143
Staying or living with friends, pe	24	0.58%	141
Place not meant for habitation (27	0.66%	138
Staying or living with family, ten	54	1.31%	135
Refused (HUD)	31	0.75%	131
Substance abuse treatment fac	20	0.49%	88
Staying or living with friends, te	60	1.46%	80
Owned by client, no housing su	29	0.71%	79
Adult Foster Care	8	0.19%	44
Psychiatric hospital or other psy	10	0.24%	40
Hotel or motel paid for without e	5	0.12%	31
Foster care home or foster care	6	0.15%	19
Safe Haven (HUD)	1	0.02%	4
	Percentage:	100.00%	
Destination Tenure:	Total Discharges:	Percentage	Avg LOS for Discharges
	4,107	100.00%	270
	Percentage:	100.00%	
Subsidy:	Total Discharges:	Percentage	Avg LOS for Discharges
	4,107	100.00%	270
	Percentage:	100.00%	

Length of Stay (LOS) for Active and Discharged Households

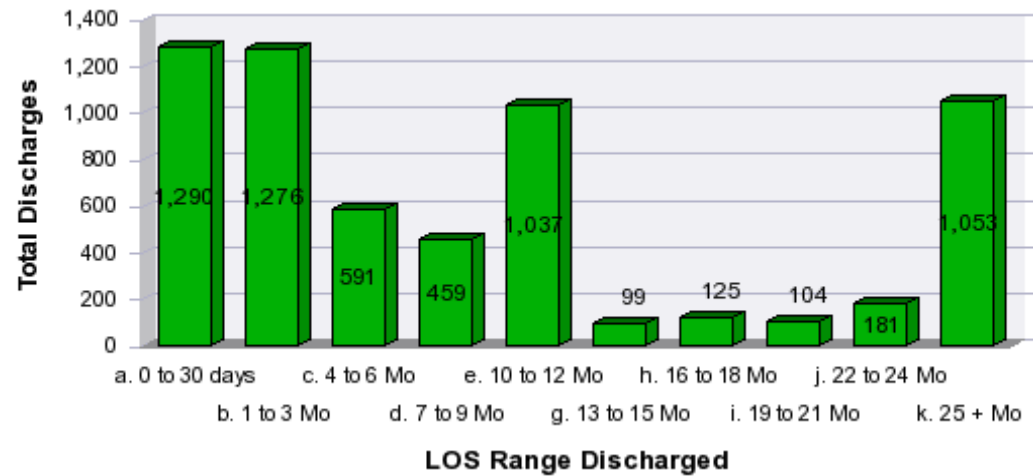
Tot w LOS >= 7mo	Percent w LOS >= 7 Mo
4,204	48.43%

Total Unique Clients:	7,524	Provider(s):	DCH PATH Provider Group(561)
Total Active Clients	2,466	Start Date:	10/1/2009 12:00:00 AM
Total Discharges:	6,215	End Date:	9/30/2010 12:00:00 AM
Avg LOS for Active Clients:	342.99	Total E/E Events	8,681
Avg LOS for Discharged Clients:	359.31		

Active Client LOS Range	Total Active Client	Percentage
b. 1 to 3 Mo	487	19.75%
c. 4 to 6 Mo	833	33.78%
d. 7 to 9 Mo	401	16.26%
e. 10 to 12 Mo	314	12.73%
g. 13 to 15 Mo	122	4.95%
h. 16 to 18 Mo	19	0.77%
i. 19 to 21 Mo	19	0.77%
j. 22 to 24 Mo	20	0.81%
k. 25 + Mo	251	10.18%
Sum:	2,466	



Discharged Client LOS R	Total Discharges	Percentage
a. 0 to 30 days	1,290	20.76%
b. 1 to 3 Mo	1,276	20.53%
c. 4 to 6 Mo	591	9.51%
d. 7 to 9 Mo	459	7.39%
e. 10 to 12 Mo	1,037	16.69%
g. 13 to 15 Mo	99	1.59%
h. 16 to 18 Mo	125	2.01%
i. 19 to 21 Mo	104	1.67%
j. 22 to 24 Mo	181	2.91%
k. 25 + Mo	1,053	16.94%
Sum:	6,215	



HEAD OF HOUSEHOLD ONLY - Discharge Detail

Total Adults Discharged:	5,571	Provider(s):	DCH PATH Provider Group(561)
Avg LOS for Discharged Adults:	359.31	Start Date:	10/1/2009 12:00:00 AM
		End Date:	9/30/2010 12:00:00 AM

Gender:	Total Discharges	Avg LOS for Discharged
Female:	1,690	219
Male:	2,427	313
Age Ranges:	Total Discharges	Avg LOS for Discharged
Ages 18 to 24:	276	215
Ages 25 to 34:	572	211
Ages 35 to 44:	1,021	274
Ages 45 to 64:	2,160	290
Ages 65 & Up:	2,155	528
Primary Race(895)	Total Discharges	Avg LOS for Discharges:
Black or African American (HUD)	2,872	313
White (HUD)	1,110	188
Homeless History:	Total Discharges	Avg LOS for Discharges:
Chronically Homeless (HUD):	1,639	300
First Time Homeless:	60	162
1 or 2 Times Homeless:	56	189
Extensive Homeless History:	68	181
Employment:	Total Discharges:	Avg LOS for Discharges:
Employed:	12	281

Total Family Households	229
--------------------------------	-----

Total Single Households	5,358
--------------------------------	-------

Exit Destination:	Total Discharges:	Percentage	Avg LOS for Discharges
Other (HUD)	904	14.55%	588
Rental by client, no housing subsidy	2,350	37.81%	496
Owned by client, with housing subsidy	4	0.06%	437
Rental room/house/apartment	2	0.03%	337
Refused (HUD)	44	0.71%	297
Staying or living with family, permanent	72	1.16%	288
Emergency shelter	1	0.02%	266
Rental by client, VASH Subsidy	60	0.97%	258
Staying or living with family, temporary	94	1.51%	223
Staying or living with friends, permanent	47	0.76%	223
Adult Foster Care	10	0.16%	212
Deceased (HUD)	3	0.05%	211

Exit Destination:	Total Discharges:	Percentage	Avg LOS for Discharges
Permanent supportive housing	235	3.78%	205
Don't Know (HUD)	1,589	25.57%	184
Transitional housing for homeless	137	2.20%	166
Rental by client, other (non-VAS)	185	2.98%	161
Jail, prison or juvenile detention	29	0.47%	149
Place not meant for habitation (e.g.,	35	0.56%	135
Emergency shelter, including homeless	247	3.97%	135
Staying or living with friends, temporarily	82	1.32%	109
Substance abuse treatment facility	29	0.47%	86
Owned by client, no housing subsidy	27	0.43%	83
Hospital (non-psychiatric) (HUD)	2	0.03%	49
Psychiatric hospital or other psychiatric	13	0.21%	36
Hotel or motel paid for without subsidy	6	0.10%	26
Foster care home or foster care facility	7	0.11%	19
Safe Haven (HUD)	1	0.02%	4
	Percentage:	100.00%	
Destination Tenure:	Total Discharges:	Percentage	Avg LOS for Discharges
Permanent	1	0.02%	421
	6,214	99.98%	359
	Percentage:	100.00%	
Subsidy:	Total Discharges:	Percentage	Avg LOS for Discharges
S+C	1	0.02%	421
	6,214	99.98%	359
	Percentage:	100.00%	

HEAD OF HOUSEHOLD ONLY - Discharge Detail

Total Adults Discharged:	229	Provider(s):	DCH PATH Provider Group(561)
Avg LOS for Discharged Adults:	404.83	Start Date:	10/1/2009 12:00:00 AM
		End Date:	9/30/2010 12:00:00 AM

Gender:	Total Discharges	Avg LOS for Discharged
Female:	102	251
Male:	23	515
Age Ranges:	Total Discharges	Avg LOS for Discharged
Ages 18 to 24:	11	192
Ages 25 to 34:	22	170
Ages 35 to 44:	44	270
Ages 45 to 64:	43	384
Ages 65 & Up:	114	532
Primary Race(895)	Total Discharges	Avg LOS for Discharges:
Black or African American (HUD)	99	337
White (HUD)	20	160
Homeless History:	Total Discharges	Avg LOS for Discharges:
Chronically Homeless (HUD):	15	235
First Time Homeless:	4	243
1 or 2 Times Homeless:	4	305
Extensive Homeless History:		
Employment:	Total Discharges:	Avg LOS for Discharges:
Employed:	1	659

Total Family Households	229
--------------------------------	-----

Total Single Households	
--------------------------------	--

Exit Destination:	Total Discharges:	Percentage	Avg LOS for Discharges
Staying or living with friends, pe	2	0.85%	696
Rental by client, no housing sub	167	71.06%	506
Refused (HUD)	1	0.43%	261
Transitional housing for homele	11	4.68%	227
Other (HUD)	5	2.13%	197
Staying or living with family, per	1	0.43%	151
Rental by client, VASH Subsidy	3	1.28%	142
Rental by client, other (non-VAS	10	4.26%	132
Don't Know (HUD)	27	11.49%	119
Owned by client, no housing su	2	0.85%	118
Permanent supportive housing	4	1.70%	33
Safe Haven (HUD)	1	0.43%	4

Exit Destination:	Total Discharges:	Percentage	Avg LOS for Discharges
Staying or living with friends, te	1	0.43%	0
	Percentage:	100.00%	
Destination Tenure:	Total Discharges:	Percentage	Avg LOS for Discharges
	235	100.00%	405
	Percentage:	100.00%	
Subsidy:	Total Discharges:	Percentage	Avg LOS for Discharges
	235	100.00%	405
	Percentage:	100.00%	

HEAD OF HOUSEHOLD ONLY - Discharge Detail

Total Adults Discharged:	5,358	Provider(s):	DCH PATH Provider Group(561)
Avg LOS for Discharged Adults:	357.52	Start Date:	10/1/2009 12:00:00 AM
		End Date:	9/30/2010 12:00:00 AM

Gender:	Total Discharges	Avg LOS for Discharged
Female:	1,588	217
Male:	2,404	311

Total Family Households	
--------------------------------	--

Total Single Households	5,358
--------------------------------	-------

Age Ranges:	Total Discharges	Avg LOS for Discharged
Ages 18 to 24:	265	215
Ages 25 to 34:	550	213
Ages 35 to 44:	977	274
Ages 45 to 64:	2,117	288
Ages 65 & Up:	2,041	528

Primary Race(895)	Total Discharges	Avg LOS for Discharges:
Black or African American (HUD)	2,773	312
White (HUD)	1,090	188

Homeless History:	Total Discharges	Avg LOS for Discharges:
Chronically Homeless (HUD):	1,624	301
First Time Homeless:	56	157
1 or 2 Times Homeless:	52	180
Extensive Homeless History:	68	181

Employment:	Total Discharges:	Avg LOS for Discharges:
Employed:	11	246

Exit Destination:	Total Discharges:	Percentage	Avg LOS for Discharges
Other (HUD)	899	15.03%	590
Rental by client, no housing sub	2,183	36.51%	495
Owned by client, with housing s	4	0.07%	437
Rental room/house/apartment	2	0.03%	337
Refused (HUD)	43	0.72%	298
Staying or living with family, per	71	1.19%	290
Emergency shelter	1	0.02%	266
Rental by client, VASH Subsidy	57	0.95%	264
Staying or living with family, ten	94	1.57%	223
Adult Foster Care	10	0.17%	212
Deceased (HUD)	3	0.05%	211
Permanent supportive housing	231	3.86%	208

Exit Destination:	Total Discharges:	Percentage	Avg LOS for Discharges
Staying or living with friends, pe	45	0.75%	202
Don't Know (HUD)	1,562	26.12%	185
Rental by client, other (non-VAS	175	2.93%	163
Transitional housing for homele	126	2.11%	161
Jail, prison or juvenile detention	29	0.48%	149
Place not meant for habitation (35	0.59%	135
Emergency shelter, including ho	247	4.13%	135
Staying or living with friends, te	81	1.35%	110
Substance abuse treatment fac	29	0.48%	86
Owned by client, no housing su	25	0.42%	80
Hospital (non-psychiatric) (HUD	2	0.03%	49
Psychiatric hospital or other psy	13	0.22%	36
Hotel or motel paid for without e	6	0.10%	26
Foster care home or foster care	7	0.12%	19
	Percentage:	100.00%	
Destination Tenure:	Total Discharges:	Percentage	Avg LOS for Discharges
Permanent	1	0.02%	421
	5,979	99.98%	358
	Percentage:	100.00%	
Subsidy:	Total Discharges:	Percentage	Avg LOS for Discharges
S+C	1	0.02%	421
	5,979	99.98%	358
	Percentage:	100.00%	